



26.5 GHz SMA-2.9 N/O S.P.6 T. SWITCH

OPTIONS : /SUPP.DIODES

R F CHARACTERISTICS

NUMBER OF WAYS : 6
 FREQUENCY RANGE : 0 - 26.5 GHz
 IMPEDANCE : 50 Ohms

FREQUENCY (GHz)	0 - 6	6 -12.4	12.4- 18	18 -26.5
V.S.W.R <=	1.30	1.40	1.50	1.70
INSERT. LOSS <=	0.20 dB	0.40 dB	0.50 dB	0.70 dB
ISOLATION >=	70 dB	60 dB	60 dB	55 dB
AVER. POWER (*)	40 W	30 W	25 W	15 W

ELECTRICAL CHARACTERISTICS

ACTUATOR : NORMALLY OPEN
 NOMINAL CURRENT AT 25° C (±10%) : 250 mA
 ACTUATOR VOLTAGE (Vcc) : 12V (10.2 to 13V) / POSITIVE COMMON
 TERMINALS : 25 pins D-SUB male connector

MECHANICAL CHARACTERISTICS

CONNECTORS : SMA 2.9 fem.per MIL C 39012
 LIFE : 2.000.000 cycles per position
 SWITCHING TIME (nominal voltage;25° C) : < 15 ms
 CONSTRUCTION : splashproof
 WEIGHT : < 220 g

ENVIRONMENTAL CHARACTERISTICS

OPERATING TEMPERATURE RANGE (°C) : -40 , +85
 STORAGE TEMPERATURE RANGE (°C) : -55 , +85

(* : average power at 25° C per RF path)

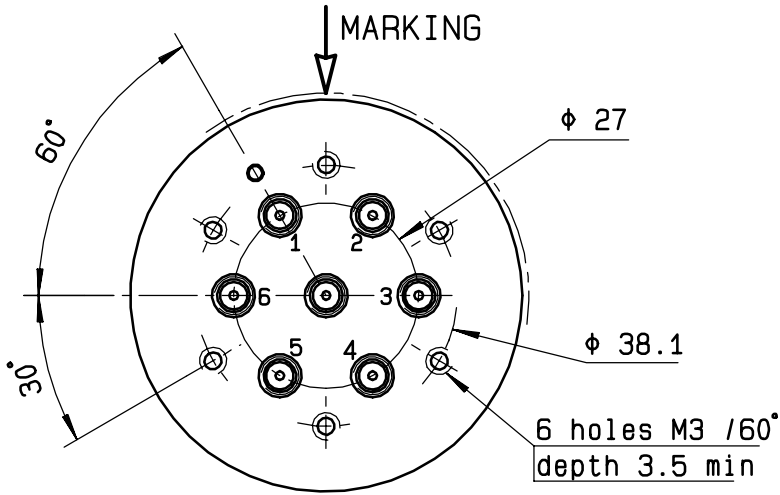
4112-9212 This information is given as an indication. In the continual goal to improve our products, we reserve the right to make any modifications judged necessary

DRAWING

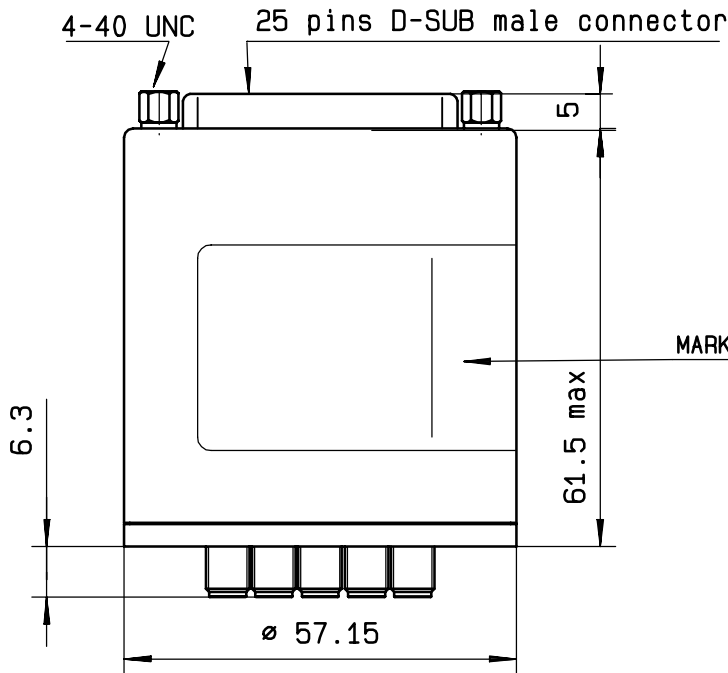
General tolerance: ± 0,5 mm

R573 702 645

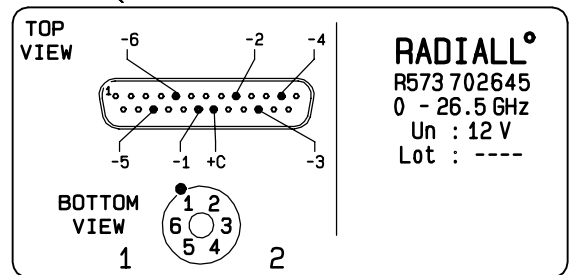
Page
2/2



Voltage	RF continuity
+C -1	IN ↔ 1
+C -2	IN ↔ 2
+C -3	IN ↔ 3
+C -4	IN ↔ 4
+C -5	IN ↔ 5
+C -6	IN ↔ 6

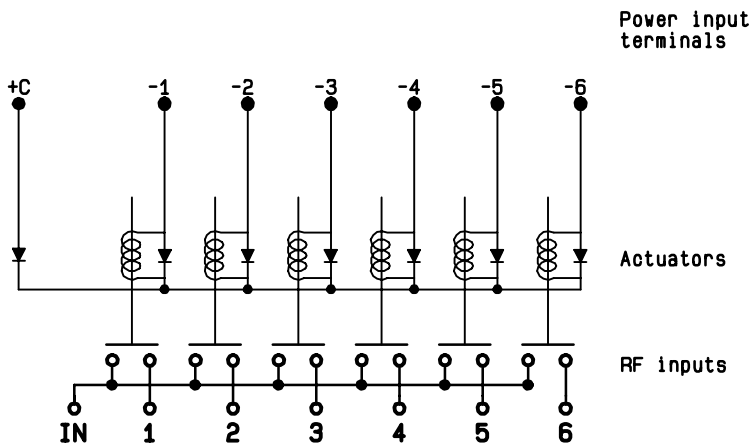


MARKING TOP VIEW (TERMINALS)



RADIALL[®]
 R573 702645
 0 - 26.5 GHz
 Un : 12 V
 Lot : ----

SCHEMATIC DIAGRAM



ISSUE 17.Sep.04

4113-9212 This information is given as an indication. In the continual goal to improve our products, we reserve the right to make any modifications judged necessary